

Scaled data based on original data using  
LM-79-08 Approved Method: Electrical and Photometric Measurements of Solid-  
State Lighting Products

Test Report Prepared for  
Cooper Lighting Solutions  
(formerly Eaton)

Brand: McGRAW-EDISON

Report Number: P386025

Luminaire Tested: **GWC-SA1C-827-U-SL4**

Issue Date: 3/3/2020

**Test Information**

Test Method: LM-79-08  
Report Number: P386025  
TEST IS SCALED FROM IESNA LM-79-08 TEST DATA (G2-1903-205-24)  
Test Lab: INNOVATION CENTER  
Issue Date: 3/3/2020  
Manufacturer: COOPER LIGHTING SOLUTIONS (FORMERLY EATON)  
Product Line: MCGRAW-EDISON  
Catalog Number: GWC-SA1C-827-U-SL4  
Description: GALLEON WALL LUMINAIRE  
(1) 80 CRI, 2700K, 1050mA LIGHTSQUARE WITH 16 LEDS AND TYPE IV SPILL  
LIGHT ELIMINATOR OPTICS  
Light Source: -  
Ballast/Driver: ELECTRONIC DRIVER

**Summary**

Lumens per Lamp: N/A  
Luminaire Lumens: 5277 lumens  
Efficiency: N/A  
Efficacy: 91.0 lumens/watt  
Luminous Opening: Rectangular (W 0.5' x L: 0.5' x H: 0')  
IES Classification: Type IV - Short  
BUG Rating: B1 - U0 - G2

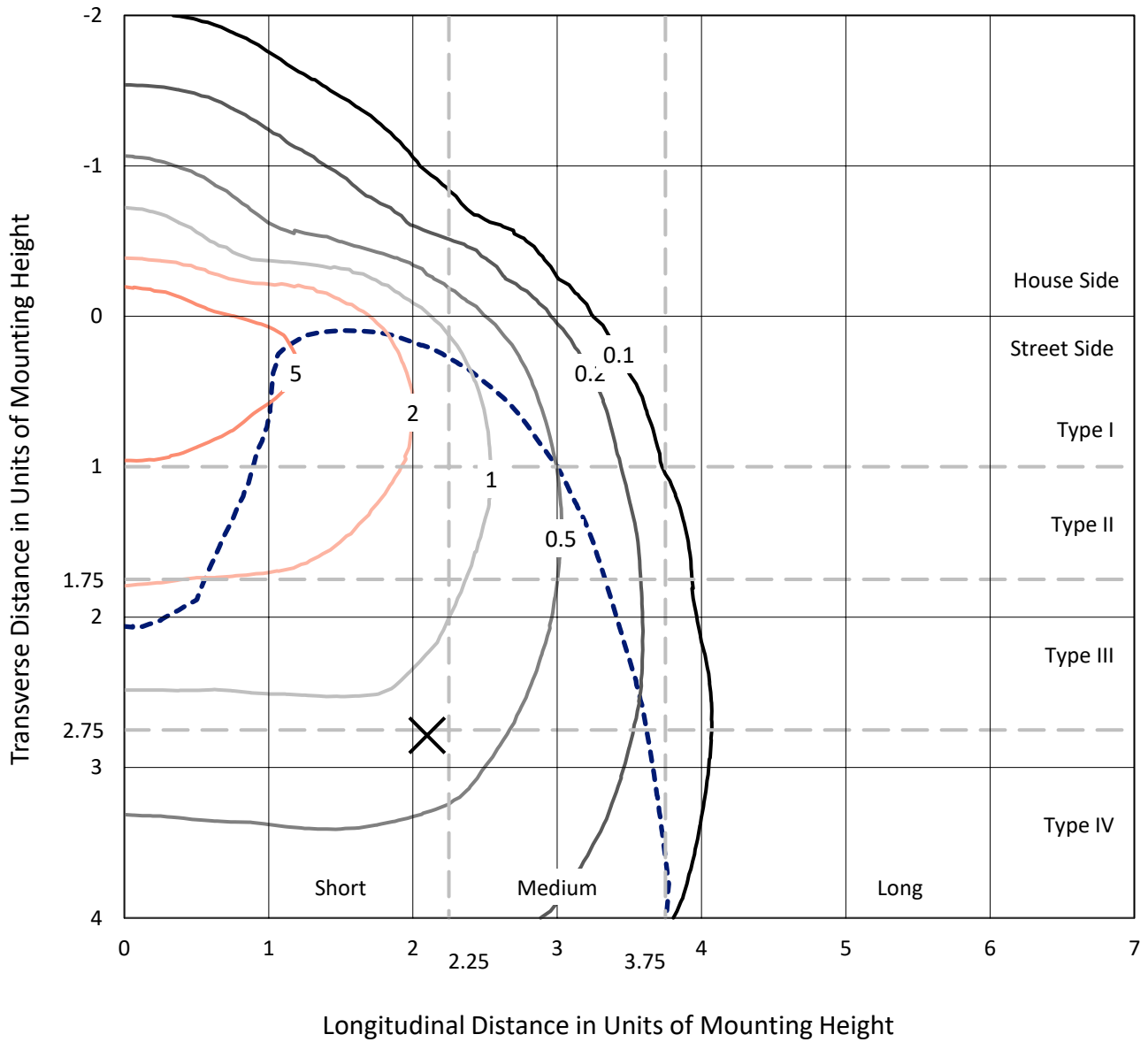
Input Watts (W): 58  
Input Voltage (V): NR  
Input Current (Ain): NR  
Voltage Rise (V): NR  
Power Factor: NR  
Total Harmonic Distortion (THDi): NR  
Frequency (hertz): 60  
Stabilization Time: NR  
Operation Time: NR  
Ambient Temperature (°C): NR  
Test Distance: 24 FT



REPORT NUMBER: P386025  
 CATALOG NUMBER: GWC-SA1C-827-U-SL4

### Iso-Footcandle Lines of Horizontal Illumination

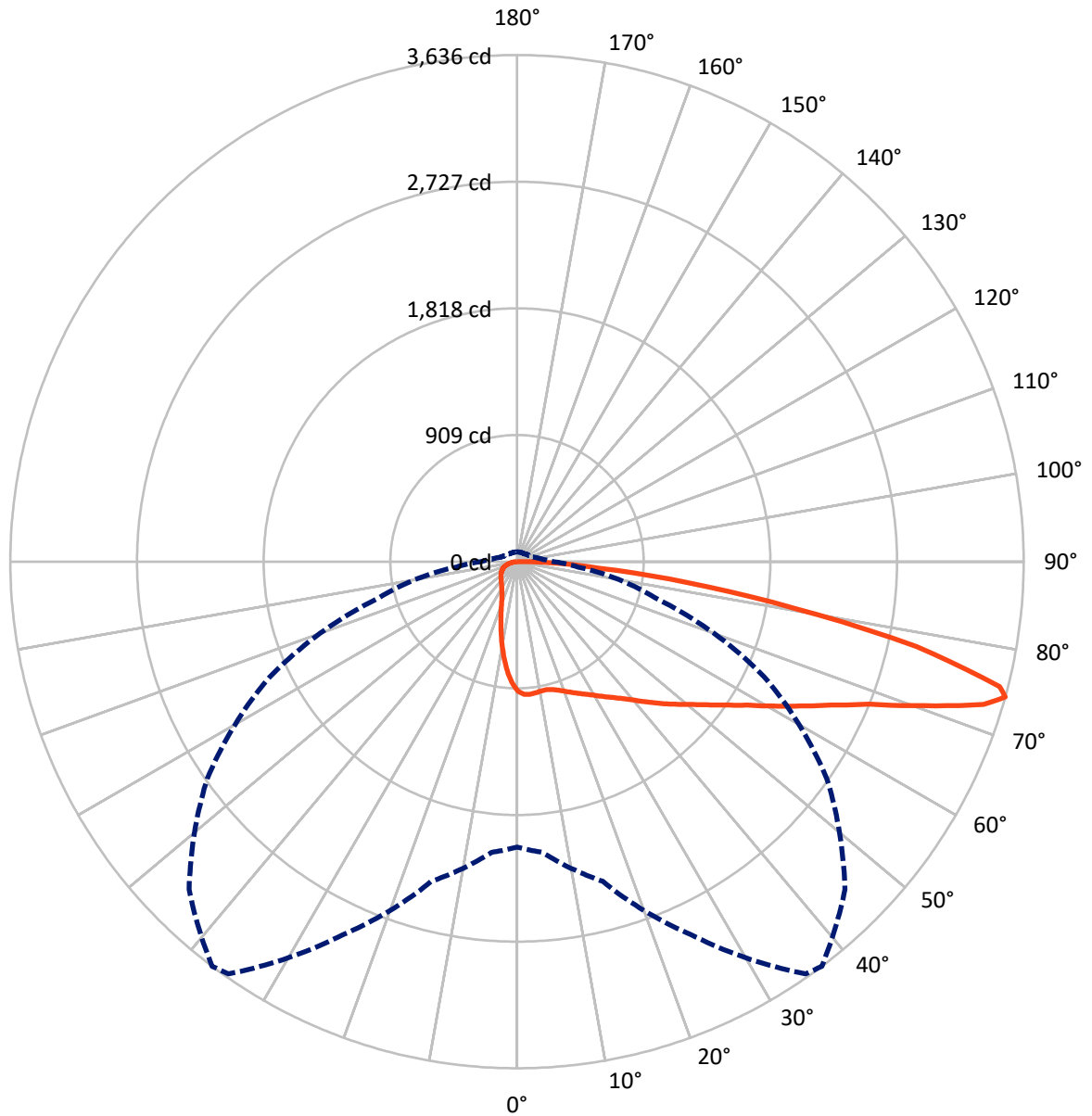
✕ Max cd  
 - - - 1/2 Max cd



Based on 10 foot mounting height. Maximum calculated value = 9.4 fc  
 Type IV - Short - N/A

REPORT NUMBER: P386025  
CATALOG NUMBER: GWC-SA1C-827-U-SL4

### Luminous Intensity Polar Plot



— Vertical Plane Through 37-Deg Lateral    - - - Horizontal Cone Through 74-Deg Vertical

REPORT NUMBER: P386025

CATALOG NUMBER: GWC-SA1C-827-U-SL4

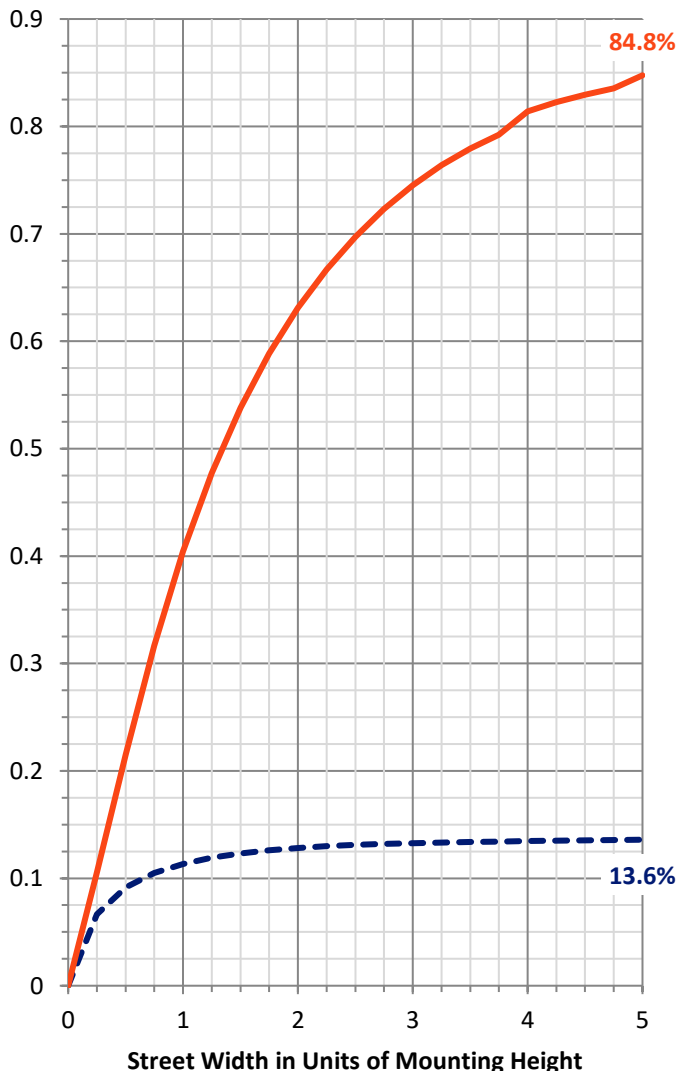
**FLUX DISTRIBUTION:**

		Downward	Upward	Total
<b>House Side</b>	Lumens	726.1	0.0	726.1
	% Fixture	13.8	0.0	13.8
<b>Street Side</b>	Lumens	4550.9	0.0	4550.9
	% Fixture	86.2	0.0	86.2
<b>Total</b>	Lumens	5277.0	0.0	5277.0
	% Fixture	100.0	0.0	100.0

**ZONAL LUMENS:**

Zone	Lumens	% Fixture
0°-10°	81.9	1.6
10°-20°	209.9	4.0
20°-30°	323.4	6.1
30°-40°	470.2	8.9
40°-50°	692.1	13.1
50°-60°	971.9	18.4
60°-70°	1230.2	23.3
70°-80°	1083.2	20.5
80°-90°	214.2	4.1
90°-100°	0.0	0.0
100°-110°	0.0	0.0
110°-120°	0.0	0.0
120°-130°	0.0	0.0
130°-140°	0.0	0.0
140°-150°	0.0	0.0
150°-160°	0.0	0.0
160°-170°	0.0	0.0
170°-180°	0.0	0.0
0°-90°	5277.0	100.0
0°-180°	5277.0	100.0

**Coefficient of Utilization**



REPORT NUMBER: P386025

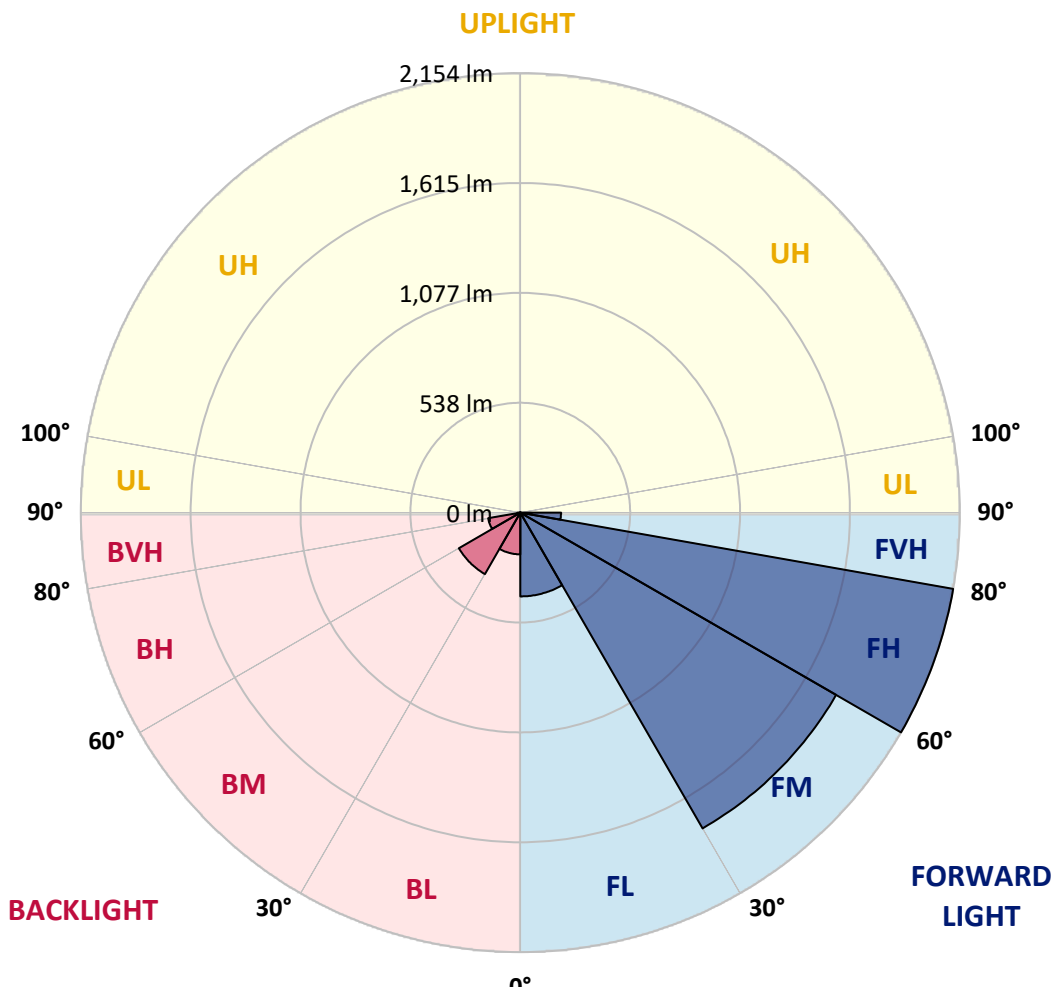
CATALOG NUMBER: GWC-SA1C-827-U-SL4

**LUMINAIRE CLASSIFICATION SYSTEM LUMEN TABLE AND BUG RATING:**

Zone	Lumens	% Fixture	Zone Rating/Lumen Limit		
			B	U	G
FL (0°-30°)	410.6	7.8			
FM (30°-60°)	1786.8	33.9			
FH (60°-80°)	2153.8	40.8			G2/5000
FVH (80°-90°)	199.7	3.8			G2/225
BL (0°-30°)	204.5	3.9	B1/500		
BM (30°-60°)	347.5	6.6	B1/1000		
BH (60°-80°)	159.6	3.0	B1/500		G1/500
BVH (80°-90°)	14.5	0.3			G1/100
UL (90°-100°)	0.0	0.0		U0/0	
UH (100°-180°)	0.0	0.0		U0/0	

**BUG Rating: B1-U0-G2**

Type IV Short





REPORT NUMBER: P386025  
 CATALOG NUMBER: GWC-SA1C-827-U-SL4

**CANDELA DISTRIBUTION (FULL):**

	0°	5°	15°	25°	35°	37°	45°	55°	65°	75°	85°
0°	929.8	929.8	929.8	929.8	929.8	929.8	929.8	929.8	929.8	929.8	929.8
2.5°	961.6	961.8	961.6	960.1	956.6	953.6	951.2	947.6	939.8	933.9	925.0
5°	970.7	969.6	968.8	966.0	960.5	957.1	952.5	945.8	932.9	921.1	906.6
7.5°	966.4	965.1	963.4	960.1	953.8	951.0	944.5	935.7	920.3	904.7	883.9
10°	953.2	952.8	952.1	951.3	946.0	943.7	937.8	928.5	913.2	894.3	869.9
12.5°	938.5	939.5	942.4	946.3	943.9	942.8	939.1	932.8	917.1	896.7	867.3
15°	929.2	931.8	939.8	950.0	952.1	951.7	950.8	946.7	930.2	907.5	873.3
17.5°	926.1	930.3	945.6	962.5	968.5	969.8	970.1	963.1	944.7	920.7	879.4
20°	931.8	937.2	959.5	982.8	992.2	993.0	991.3	979.0	958.4	932.0	882.8
22.5°	949.3	954.1	982.0	1008.2	1019.0	1020.1	1015.1	996.5	972.9	945.4	887.4
25°	982.9	988.9	1016.8	1043.0	1048.6	1048.8	1041.5	1018.5	991.9	964.2	897.4
27.5°	1026.8	1032.8	1057.9	1083.5	1080.5	1078.9	1069.0	1046.0	1016.6	990.0	915.3
30°	1075.7	1082.2	1106.0	1124.2	1117.2	1113.8	1105.8	1076.1	1051.0	1025.3	942.6
32.5°	1126.3	1132.2	1153.0	1165.5	1156.6	1155.1	1143.0	1115.9	1095.8	1079.2	986.9
35°	1178.1	1182.4	1202.8	1209.9	1198.0	1197.6	1194.3	1169.4	1156.8	1164.6	1051.2
37.5°	1231.1	1232.2	1249.7	1250.1	1246.5	1248.0	1251.6	1235.9	1239.5	1263.8	1134.8
40°	1278.3	1281.3	1293.9	1297.8	1304.0	1309.2	1326.8	1316.6	1343.9	1387.1	1238.9
42.5°	1313.3	1319.0	1339.3	1349.3	1369.2	1377.4	1402.3	1411.8	1466.8	1531.5	1362.7
45°	1342.8	1351.7	1384.3	1404.9	1438.5	1452.9	1488.6	1520.3	1605.7	1688.2	1493.0
47.5°	1374.8	1386.1	1426.8	1466.2	1512.0	1528.1	1593.0	1640.6	1753.8	1845.8	1615.9
50°	1421.8	1430.6	1470.3	1532.2	1589.3	1610.1	1699.9	1768.1	1904.4	1996.0	1722.4
52.5°	1487.4	1484.1	1517.7	1604.5	1681.1	1706.8	1814.0	1903.8	2057.0	2131.9	1812.4
55°	1553.4	1547.8	1571.5	1680.2	1788.2	1815.1	1939.7	2040.1	2202.2	2254.2	1881.3
57.5°	1626.8	1616.3	1636.1	1765.5	1910.1	1942.3	2080.4	2184.9	2344.9	2353.1	1925.2
60°	1702.5	1688.2	1710.5	1871.3	2065.0	2102.9	2245.1	2326.1	2479.5	2432.3	1939.3
62.5°	1768.7	1758.6	1793.0	1989.3	2239.5	2281.2	2406.8	2476.3	2612.2	2465.2	1888.4
65°	1826.5	1828.2	1887.6	2122.0	2434.1	2478.6	2592.3	2661.5	2716.7	2445.7	1769.2
67.5°	1895.4	1904.9	2006.4	2296.8	2679.1	2727.8	2862.2	2863.3	2775.0	2331.2	1534.7
70°	1996.0	2015.5	2169.8	2539.2	3027.5	3094.4	3198.1	2981.9	2693.1	2020.7	1207.5
72.5°	2085.2	2121.7	2343.6	2816.5	3452.0	3502.8	3394.6	2913.5	2350.5	1514.4	752.3
74°	2049.0	2094.2	2375.2	2953.1	3611.9	3636.2	3328.2	2713.9	1959.8	1048.8	437.2
75°	1970.9	2020.0	2329.1	2951.8	3591.6	3578.1	3168.0	2485.8	1614.0	715.3	290.9
77.5°	1590.6	1642.5	1962.6	2529.9	2944.9	2932.1	2433.6	1667.6	706.9	234.6	147.8
80°	924.8	964.4	1218.3	1606.6	1985.8	2009.0	1600.5	825.1	278.1	131.8	100.2
82.5°	410.8	438.1	588.5	820.1	1198.4	1228.3	838.1	432.4	171.8	80.1	60.2
85°	269.5	289.8	357.3	390.5	570.7	591.1	410.2	336.6	113.4	44.1	44.2
87.5°	193.9	213.4	265.4	231.8	261.9	248.0	223.2	311.5	45.5	25.1	14.9
90°	0.0	0.0	0.0	0.0	0.0	0.0	0.0	0.0	0.0	0.0	0.0



REPORT NUMBER: P386025  
 CATALOG NUMBER: GWC-SA1C-827-U-SL4

**CANDELA DISTRIBUTION (continued):**

	90°	95°	105°	115°	125°	135°	145°	155°	165°	175°	180°
0°	929.8	929.8	929.8	929.8	929.8	929.8	929.8	929.8	929.8	929.8	929.8
2.5°	921.1	918.1	911.4	898.7	891.7	885.7	875.9	870.1	867.5	867.3	868.4
5°	898.2	891.3	874.0	852.8	835.9	820.5	801.3	789.8	781.6	776.8	778.1
7.5°	871.6	860.8	833.7	799.9	772.7	742.8	713.2	695.6	681.8	671.6	673.5
10°	853.4	838.5	798.9	750.2	705.1	661.6	620.8	596.5	577.2	562.3	563.4
12.5°	847.3	827.2	772.3	707.3	643.9	584.4	531.3	493.9	474.0	457.1	458.4
15°	848.2	821.2	750.0	668.6	588.9	514.0	449.5	405.8	378.8	367.1	367.3
17.5°	848.9	814.4	726.6	627.2	534.4	448.2	378.1	333.8	308.4	297.6	297.8
20°	846.5	803.2	697.6	579.6	477.5	387.8	319.9	282.4	263.0	254.7	254.7
22.5°	843.4	790.0	664.9	531.8	421.4	335.3	278.3	249.6	238.5	232.9	232.7
25°	844.8	780.2	631.4	482.7	369.7	293.5	250.6	231.6	224.2	220.6	220.5
27.5°	852.8	775.5	600.6	433.9	324.6	262.1	232.0	218.6	213.8	211.5	211.5
30°	867.3	775.5	568.4	392.2	287.0	238.9	217.7	208.6	205.2	203.7	203.7
32.5°	892.6	779.8	537.4	350.9	257.1	220.6	205.8	199.6	197.0	196.3	196.3
35°	936.1	794.3	507.1	311.9	232.9	205.8	194.4	190.9	189.0	188.9	189.4
37.5°	997.3	823.8	478.6	283.1	215.8	193.7	185.0	182.2	181.1	182.0	182.7
40°	1074.2	864.0	452.8	257.1	202.8	184.0	176.2	174.4	173.8	175.1	176.2
42.5°	1167.2	918.3	431.6	238.3	192.8	175.8	168.8	166.6	166.0	167.5	169.0
45°	1267.7	976.6	416.7	224.4	185.0	169.7	162.3	159.9	158.7	159.5	161.2
47.5°	1359.2	1031.8	410.8	214.5	177.5	164.5	156.5	153.5	151.7	151.3	152.6
50°	1436.3	1072.9	413.6	208.6	171.6	158.7	150.9	147.6	144.8	143.1	144.1
52.5°	1492.5	1098.8	416.2	206.0	166.9	152.4	144.8	141.6	137.9	135.1	135.1
55°	1533.2	1104.7	410.4	203.9	163.4	145.5	137.9	135.0	131.2	128.1	127.7
57.5°	1549.1	1088.0	389.1	200.9	161.0	139.0	130.7	128.4	125.3	121.6	121.4
60°	1527.6	1036.3	347.8	194.6	157.8	133.6	123.4	121.9	120.5	116.9	116.7
62.5°	1441.0	922.9	294.4	181.8	151.5	127.9	116.7	117.5	117.7	115.2	114.9
65°	1283.9	767.1	242.4	165.1	142.0	121.0	109.9	113.4	115.4	115.1	114.5
67.5°	1055.6	597.1	205.4	147.4	129.6	111.5	102.4	106.5	108.2	109.5	109.1
70°	783.5	421.0	169.9	128.8	114.5	100.4	92.8	94.8	93.7	95.2	95.7
72.5°	436.8	252.6	138.5	110.2	98.9	87.4	82.0	81.6	79.2	79.2	79.2
74°	262.1	185.3	121.8	98.7	89.4	78.8	74.2	72.5	70.3	70.4	70.3
75°	210.8	159.3	111.7	91.1	82.7	73.8	69.1	66.9	65.2	65.2	65.1
77.5°	133.1	121.0	90.0	72.5	66.2	60.8	57.6	54.6	54.6	54.5	54.3
80°	100.6	96.3	70.1	54.8	50.7	46.7	44.6	43.3	43.3	43.9	43.7
82.5°	69.0	72.5	49.3	38.3	36.2	33.3	32.9	33.1	32.5	31.8	31.6
85°	50.4	54.5	33.3	24.2	22.1	20.3	21.7	22.5	21.6	19.9	19.1
87.5°	19.3	35.7	17.8	10.0	9.3	8.0	9.3	9.7	10.4	8.2	8.4
90°	0.0	0.0	0.0	0.0	0.0	0.0	0.0	0.0	0.0	0.0	0.0



Signify Classified - Internal  
Cooper Lighting Solutions Photometric Lab  
1121 Highway 74 South  
Peachtree City, GA 30269

Scaled Data Report



Report Generated By 670245982

Signify Classified - Internal  
Cooper Lighting Solutions Photometric Lab  
1121 Highway 74 South  
Peachtree City, GA 30269

Scaled Data Report



Signify Classified - Internal  
Cooper Lighting Solutions Photometric Lab  
1121 Highway 74 South  
Peachtree City, GA 30269

Scaled Data Report



Signify Classified - Internal  
Cooper Lighting Solutions Photometric Lab  
1121 Highway 74 South  
Peachtree City, GA 30269

Scaled Data Report



Signify Classified - Internal  
Cooper Lighting Solutions Photometric Lab  
1121 Highway 74 South  
Peachtree City, GA 30269

Scaled Data Report



--- HS — SS

Signify Classified - Internal  
Cooper Lighting Solutions Photometric Lab  
1121 Highway 74 South  
Peachtree City, GA 30269

Scaled Data Report



u

Signify Classified - Internal  
Cooper Lighting Solutions Photometric Lab  
1121 Highway 74 South  
Peachtree City, GA 30269

Scaled Data Report



Signify Classified - Internal  
Cooper Lighting Solutions Photometric Lab  
1121 Highway 74 South  
Peachtree City, GA 30269

Scaled Data Report



(END OF REPORT)